

Cloudtech: DevOps

Q2 2021 VC Update

Report preview

The full report is available through the PitchBook Platform





Contents

Vertical overview	3
Q2 timeline	4
VC ecosystem market map	5-6
VC activity	7-15
Emerging opportunities	16
GitOps	17

Institutional Research Group

ANALYSIS

Paul Condra Head of Emerging Technology Research
paul.condra@pitchbook.com
pbinstitutionalresearch@pitchbook.com

DATA

Matthew Nacionales Data Analyst

Publishing

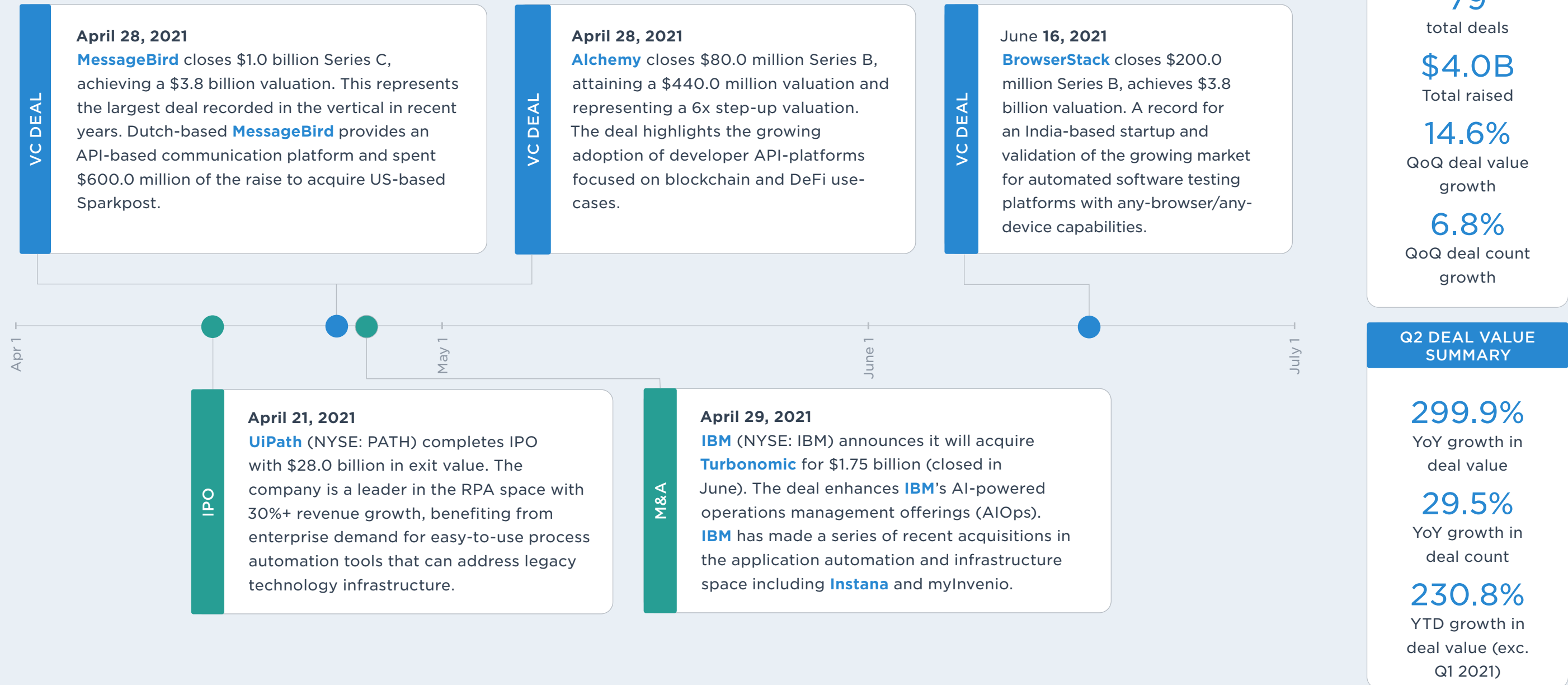
Designed by **Caroline Suttie & Joey Schaffer**

Cover by **Mara Potter**

Published on September 14, 2021



Q2 2021 timeline

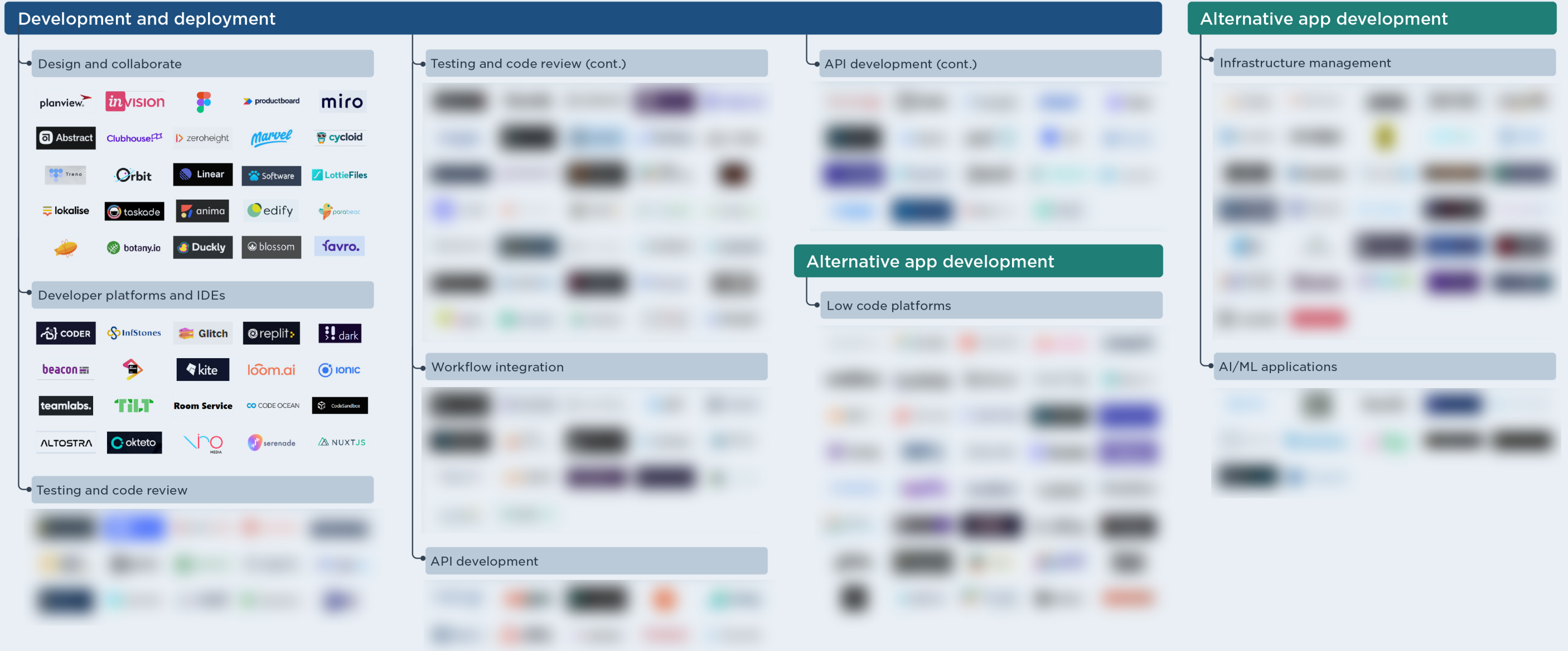




DevOps VC ecosystem market map

Click to view interactive market map on the PitchBook platform

Market map is a representative overview of venture-backed or growth-stage providers in each segment. Companies listed have received venture capital or other notable private investments.





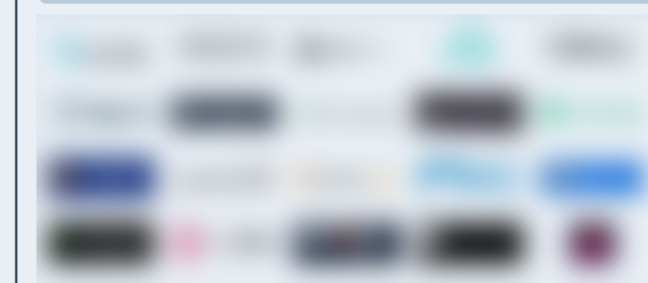
DevOps VC ecosystem market map

[Click to view interactive market map on the PitchBook platform](#)


Market map is a representative overview of venture-backed or growth-stage providers in each segment. Companies listed have received venture capital or other notable private investments.

Operations and infrastructure

Observability



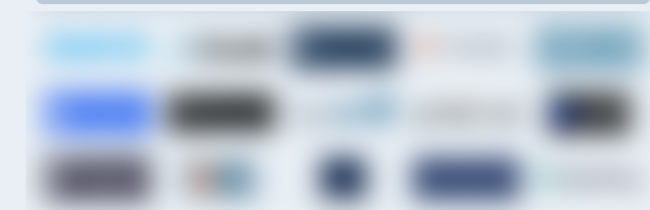
Cloud management




Infrastructure management



Operations mgmt and AIOps



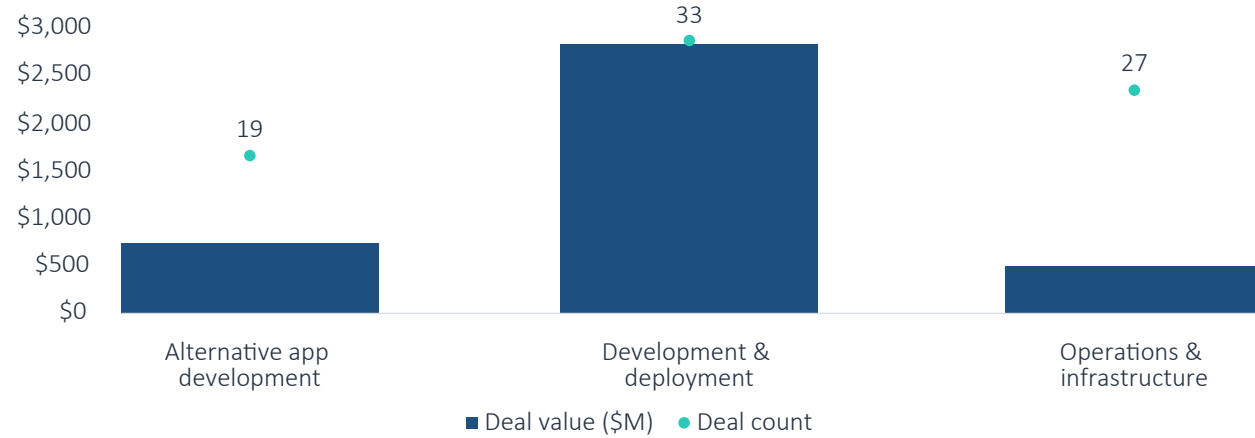
Integration software





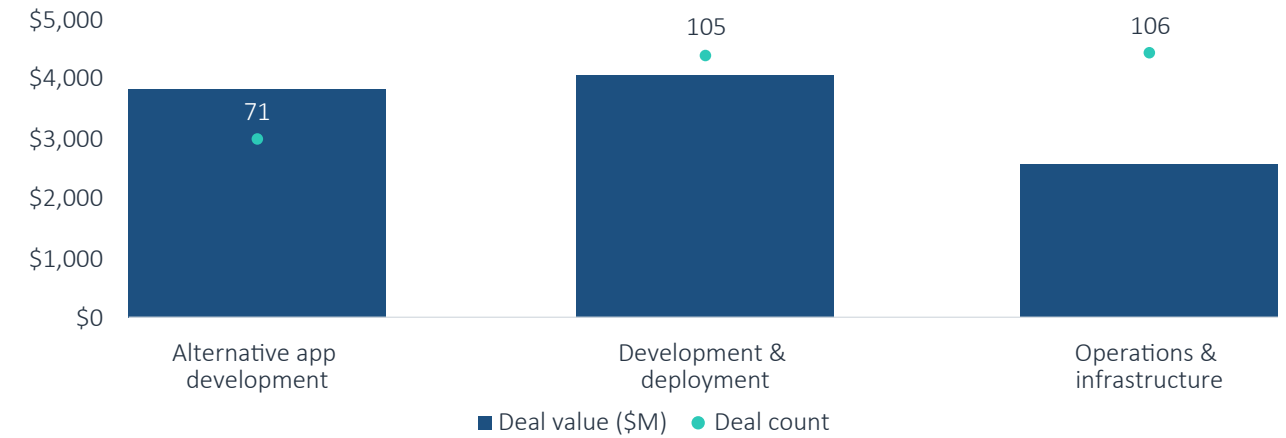
VC ACTIVITY

Figure 3. DEVOPS VC DEAL ACTIVITY BY SUBSEGMENT



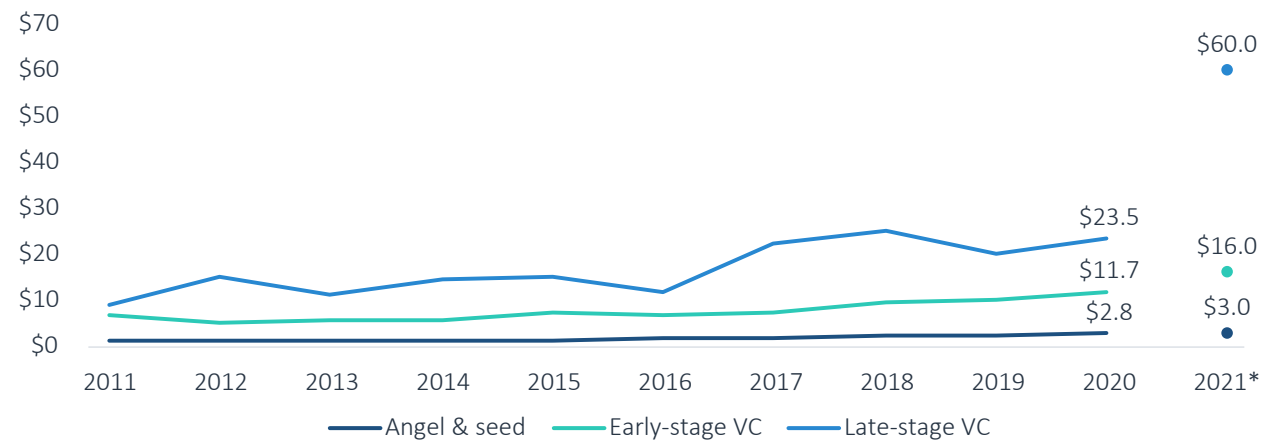
Source: PitchBook | Geography: Global | *As of June 30, 2021

Figure 4. DEVOPS TTM DEAL ACTIVITY BY SUBSEGMENT



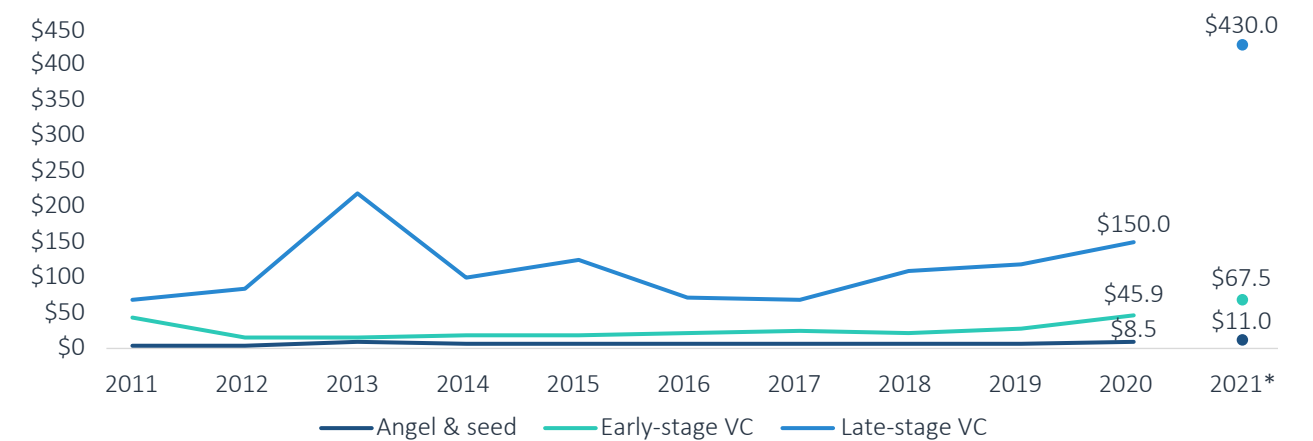
Source: PitchBook | Geography: Global | *As of June 30, 2021

Figure 5. MEDIAN DEVOPS VC DEAL SIZE (\$M) BY STAGE



Source: PitchBook | Geography: Global | *As of June 30, 2021

Figure 6. MEDIAN DEVOPS VC PRE-MONEY VALUATION (\$M) BY STAGE



Source: PitchBook | Geography: Global | *As of June 30, 2021



VC ACTIVITY

Figure 13.

Top VC investors in DevOps companies since 2017*

INVESTOR	DEAL COUNT	ANGEL & SEED	EARLY-STAGE VC	LATE-STAGE VC	INVESTOR TYPE
Accel	62	6	24	32	VC
Index Ventures	35	6	12	17	VC
Sequoia Capital	31	4	9	18	VC
Andreessen Horowitz	31	5	8	18	VC
Lightspeed Venture Partners	27	7	14	6	VC

Source: PitchBook | Geography: Global | *As of June 30, 2021