
PitchBook for Dealmakers

**Built for those investing in, acquiring or advising on
private market transactions**

PitchBook provides differentiated private market datasets—alongside the public equity fundamental data you expect—all in one streamlined, user-friendly platform, so you can discover and execute on deals with confidence.

We offer the most complete solution for the dealmaker workflow, with data and analysis available through our suite of award-winning products (the PitchBook Platform), industry news and in-depth reports.



What you can do with PitchBook



Private market intelligence

Gain actionable insight on the flow of capital across VC, PE and M&A.



Deal sourcing

Discover companies that are a strategic fit, seeking funding or primed for acquisition.



Due diligence

Create more informed valuations, financial models and comps using detailed financial data and key metrics on companies, funds and sponsors.



Deal execution

Build data-backed comps, buyer and investor lists with technology designed to save time.



Business development

Grow your business by identifying and targeting opportunities within the private and public markets.



Networking

Improve your outreach and grow your network with contact details. See how 2.5 million dealmakers operate across the industry.



Fundraising

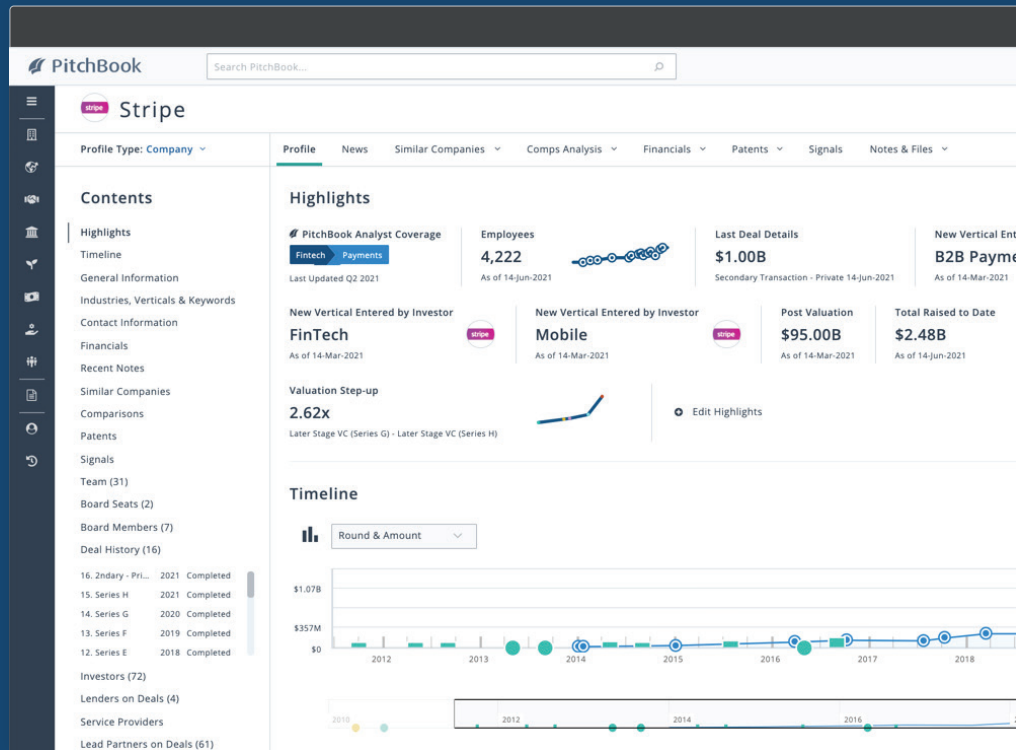
Raise a fund efficiently with data-informed peer groups, benchmarks and investors



The PitchBook Platform: Our suite of products

PitchBook Desktop

Our award-winning software gives you access to our data and the analytical tools you need to get answers fast, discover promising opportunities and more. Gain insight into the full breadth of private and public market activities through our intuitive, user-centric platform.



PitchBook Mobile

Get the information you need, wherever you are. With our app, you can look up a company, fund or investor, reference your saved searches and access contact information.

CRM Integration

Bring our information into your CRM to create new leads. Plus, enhance your existing accounts with details on executives, investors, funds, deals and more.

Excel Plugin

Access our comprehensive data on the private and public markets directly within Excel. Update financial models quickly, streamline your workflow and strengthen your analysis.

Direct Data

Integrate our data with your existing systems through a flexible, à la carte solution (API) or a pre-defined supply of data points (data feed).

Chrome Extension

Access our data directly from your browser while you're visiting a website, reading the news or researching online.

PitchBook Institutional Research Group

Access timely, institutional-grade private market research that delivers unmatched expertise and analysis—complete with direct access to our analysts



Access the broadest, deepest data on private and public companies

- We track over 3.1M+ private companies and 96k public companies worldwide.
- Get an in-depth look at company financials, including revenue, EBITDA, balance sheets and cash flow—complete with calculation transparency.
- Forward-looking consensus estimates for 19,000 public companies in 100+ countries, with contributions from 800+ analysts across multiple time periods.
- Access over 6 million global source documents directly from within a public company's profile.
- See details on a company's financing and deal history, series terms, deal multiples and valuations.
- Gain insight into a private company's capital structure with round-by-round cap tables or view debt and equity breakdowns for public companies that include waterfall charts, cost of capital (including WACC), debt types, solvency ratios and dilutive equities.
- Utilize intraday market data and interactive stock charts that let you build a customized view of a stock's performance over time, compare companies against one another and evaluate the entire lifecycle along the private and public continuum.
- Understand which firms have ownership over public companies so you can see institutional investors, top shareholders, changes in percent held and access original source documents like 13-F filings.



Our relationship with our parent company, Morningstar, has allowed us to rapidly and significantly expand our public datasets. Now you can rely on the combined strength of the research process expertise and specialized data teams from PitchBook and Morningstar.

PitchBook Search PitchBook...

Peloton (NAS: PTON)

Profile Type: Company

Contents

- Highlights
- Overview
- General Information
- Industries, Verticals & Keywords
- Contact Information
- Valuation Summary
- Financials
- Estimates
- Timeline
- Recent Notes
- Similar Companies
- Comparisons
- Patents
- Signals
- Team (45)
- Board Members (11)
- Deal History (12)

Highlights

- Market Cap: **\$25.17B** -21.67% YoY (As of 06-Oct-2021)
- Enterprise Value: **\$25.07B** -18.94% YoY (As of 06-Oct-2021)
- TTM Total Revenue: **\$4.02B** +12.0% YoY (As of 30-Jun-2021)
- Industries & Verticals: **Recreational Goods** (Primary Industry)
- EV / Revenue: **6.23** -63.20% YoY (As of 06-Oct-2021)
- EV / EBITDA: **446.0** (As of 06-Oct-2021)
- Comps Set: Includes Johnson & Johnson, HCP, thryv, etc.
- Comps Set EV / Revenue: (As of 07-Oct-2021)
- Comps Set EV / EBITDA (As of 07-Oct-2021)

Overview

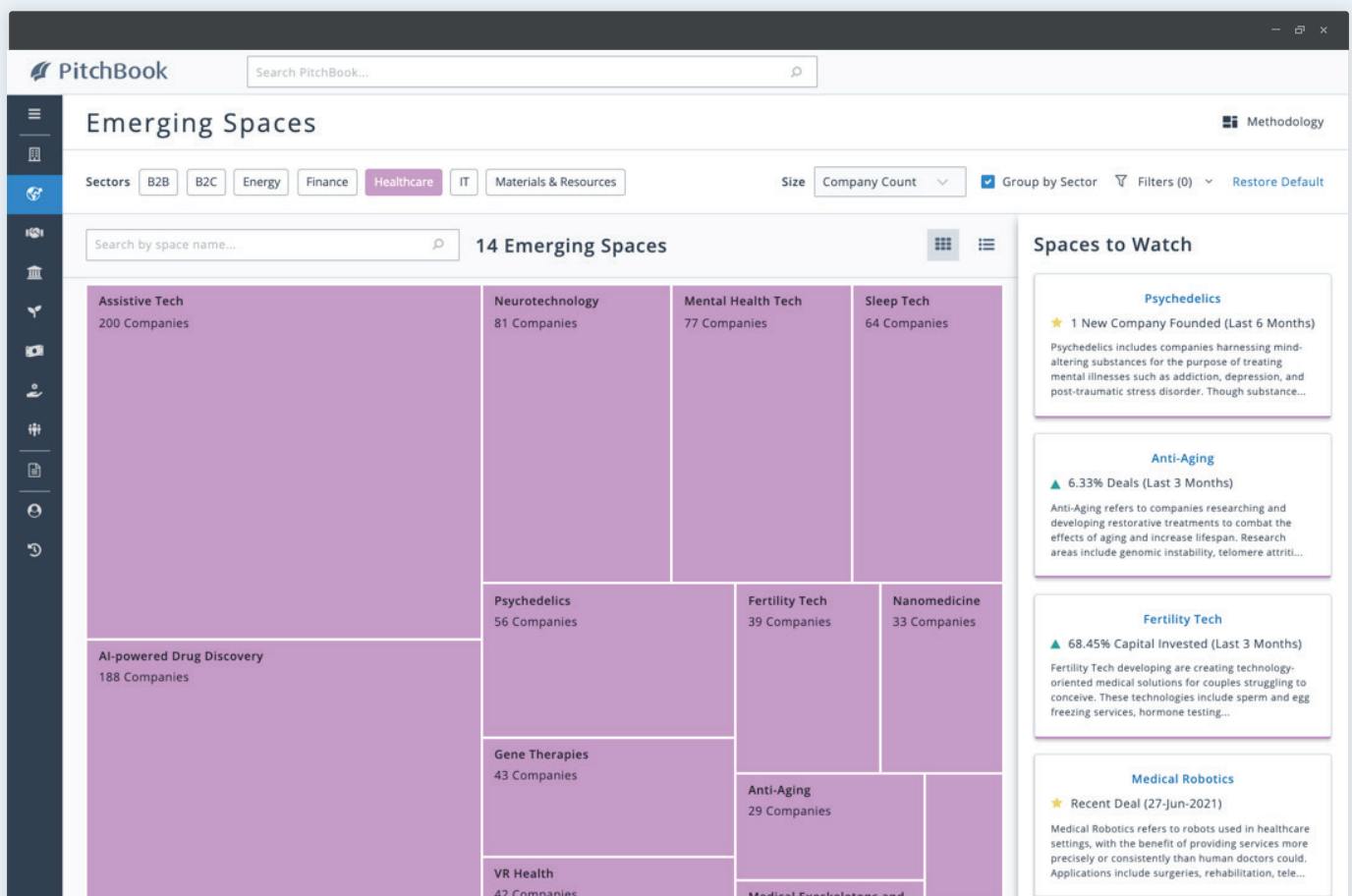
US\$85.96
USD | NASDAQ | As of 08-Oct-2021, 12:56 EST

Change	-1.78 -2.03%	Ask	85.99	ANALYST FORECAST (CONSENSUS)	
Volume	2,441,659	Bid	85.94	Target Price	\$135.00
Prev Close	87.74	Mkt Cap	26,365,636,786	EPS (LT Growth)	82.0%
Open	87.50	Dividend Yield	-	Analyst Recommendation	Buy
Low	85.13	Price/Earnings	123.46		
High	88.21	Shares	271,506,610		
52 WK Low	80.48	Beta			



Discover niche spaces on the rise and identify promising investment trends

- Track companies and investment activity across industries, verticals and even 125+ nascent but growing areas we call emerging spaces—such as quantum computing, decentralized finance, cellular agriculture and ghost kitchens.
- Understand important growth metrics for nascent spaces through data visualizations that illustrate deal flow, deal sizes, capital invested, post-money valuations, company age and time between deals.
- Find exactly the right sector activity or companies in the specific industries, verticals and emerging spaces you care about using our flexible Boolean search logic.





Research industries with our in-depth private and public market reports

- We provide full-time analyst coverage of private equity, M&A and venture capital, in addition to over 125 niche segments across 12 emerging technology industries. Analysts are available to speak on the phone with clients and discuss the specifics of any research they've written.
- Our analyst team is comprised of former business operators, investors, consultants and both buy-side and sell-side equity research analysts. With regional focus and expertise, they monitor industry developments, attend industry conferences and communicate directly with investors and management teams to provide timely, independent and original research.
- Better understand company and investor landscapes, segment and size markets, evaluate opportunities and develop conviction around the growth trajectories of emerging technologies through our Emerging Tech Research that provides comprehensive assessments of disruptive up-and-coming spaces.
- Get independent, unbiased insight into the public markets with detailed Morningstar equity research reports for 1,500+ companies—so you can evaluate investment potential, moats and competitive differentiators.
- Access equity research from your existing entitlement relationships directly in PitchBook—compatible with over 300 research providers.

The screenshot displays the PitchBook Research Center interface. At the top, there is a search bar for "PitchBook" and a "Search PitchBook..." field. Below this is a navigation bar with "Overview", "All", "PitchBook", and "Morningstar" tabs. A prominent blue banner reads "Access Real-Time Broker Research" with buttons for "Get Started", "Providers List", and "Learn More". The main content area is divided into two columns: "Private Market Research" and "Emerging Tech and Private Company Research".

Private Market Research	Asset Class	Emerging Tech and Private Company Research	Report Type
2021 PitchBook Benchmarks (as of Q1 2021) Zane Carmean 07-Oct-2021 Benchmarks 60 Pages	Private Equity, Venture Capital	Q4 2021 PitchBook Analyst Note: Recycling EV Batteries to Recharge the Environment Asad Hussain 01-Oct-2021 Analyst Note 16 Pages	Analyst Note
Q4 2021 PitchBook Analyst Note: UK SPAC Rule Changes and Their Impacts on Private Markets Dominick Mondesir 05-Oct-2021 Analyst Note 10 Pages	Private Equity	2021 Vertical Snapshot: Augmented & Virtual Reality Ryan Vaswani 30-Sep-2021 Emerging Technology Research 27 Pages	Emerging Technology Research
H1 2021 Global Real Estate Report Hilary Wiek 04-Oct-2021 Market Update 21 Pages	Private Equity	Q3 2021 PitchBook Analyst Note: Emerging Startups Enable LGBTQ Healthcare Kala Colban 23-Sep-2021 Analyst Note 12 Pages	Analyst Note
Q4 2021 PitchBook Analyst Note: Recycling EV Batteries to Recharge the Environment Asad Hussain 01-Oct-2021 Analyst Note 16 Pages	Venture Capital	Q2 2021 Emerging Tech Research: DevOps Paul Condra 14-Sep-2021 Emerging Technology Research 18 Pages	Emerging Technology Research



Gather private market intelligence and track your competitors

- Quickly see a company's competitors with expanded competitor data that's surfaced directly within search results and suggestions, as well as more detailed information on company profiles.
- Visualize a company's competitive landscape to better understand the space they operate within and discover new companies to partner with or compete against.
- In addition to competitors, quickly find similar companies through our feature that analyzes web presence, company descriptions and key words to group companies that provide similar products and services.

PitchBook Search PitchBook...

Companies & Deals Search | 3,232 Companies

8 Criteria [Modify Criteria](#)

Deal Date: From: 01-Jan-2012 **Deal Option:** Search on a full transaction **Deal Status:** Completed **Deal Types:** All VC Stages > Angel All VC Stages > Seed

All VC Stages > Early stage VC **Location:** United States Search HQ Only **Industries:** Consumer Products and Services (B2C) > Consumer Non-Durables Include Active Positions

Overview Companies Deals Investors People Pivot Table Charts

Quick Stats

3,232 Companies	5,136 Deals	4,373 Investors	\$700.00M Largest Deal	\$16.49B Capital Invested
---------------------------	-----------------------	---------------------------	----------------------------------	-------------------------------------

Investments Over Time

Deal Count Capital Raised

Year	Deal Count
2012	220
2013	320
2014	420
2015	520
2016	500
2017	600
2018	680
2019	780
2020	680
2021	380

Companies to Watch

New Entrants Most Capital Raised Most Likely Fundraising

Company	Founded	Total Raised
Gather Flora	2021	\$180.00K
Multiverse (Food Produ...)	2021	\$1.50M
Truly Oxygen	2021	\$100.00K
Rowan	2021	\$750.00K
Vinos Chidos	2021	
Day One (Beverages)	2021	

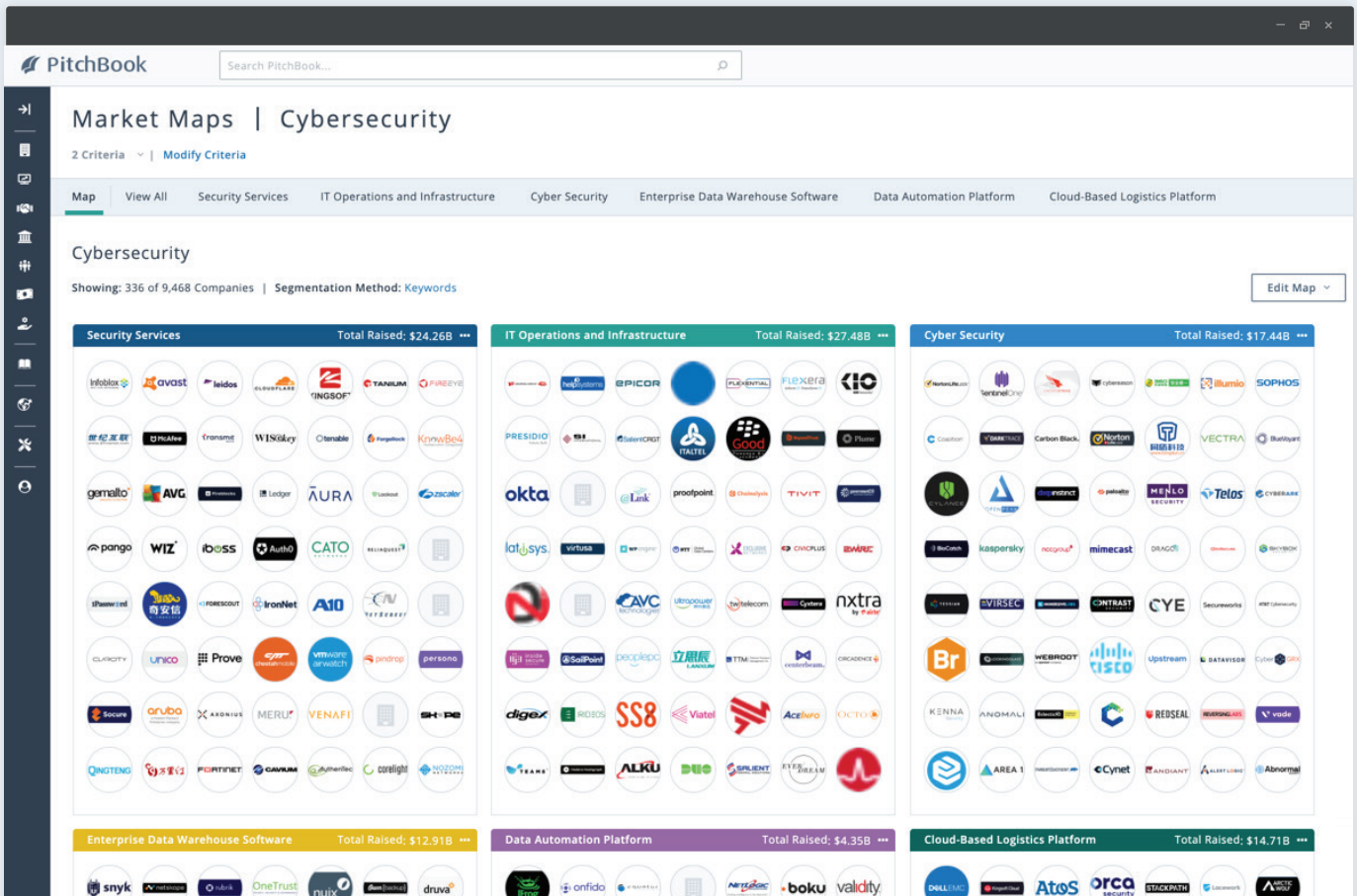
[View All Data](#)

Top Players



Collaborate more effectively and create market maps

- Create hubs for project-relevant files and reports so you and your team can stay organized, communicate more effectively and work together better.
- Share and collaborate on important documents, saved lists, searches and custom market maps.
- Control how your team collaborates by inviting feedback, setting permission levels and getting visibility into what updates have been made in real-time—directly within the platform.
- Create data-rich market maps using our powerful segmentation and data visualization feature to target a market, track competitors and quickly create deliverables that fuel action.
- Easily export presentation-ready market maps that are instantly formatted with size- and shape-appropriate company logos populated from your Advanced Search results in the platform.
- Chart spaces that matter to you to unearth promising investment opportunities, streamline deal sourcing workflows, monitor and refine your strategies and conduct smarter due diligence.





Monitor companies and markets for critical activity

- Be the first to know about changes within the companies or markets you care about using our customizable alerts—and see them in the platform, mobile app or directly in your inbox.
- Stay in-the-know about what changes have been made to any saved list, search or market map and get pinged when a new collaborator has been added. Be informed of who made specific edits to a document or review the activity log at any point for real-time updates on all changes.
- Search through quarterly earnings transcripts (including the ability to search multiple companies at a time) to identify and track financial performance and strategic activity as discussed by executives and analysts.

The screenshot displays the PitchBook web application interface. At the top, the PitchBook logo and a search bar are visible. The main navigation bar includes tabs for Profile, Equity Research, Transcripts, News, Similar Companies, Comps Analysis, Financials, Capital Structure, Patents, and Sign. The current view is for Tesla (NASDAQ: TSLA), with the 'Transcripts' tab selected. Below the navigation, there are search filters for 'Search Keywords' and 'Add Tickers'. The 'Keywords' field contains 'sales' and the 'Tickers' field contains 'General Motors (NYSE: GM)'. A list of transcripts is shown on the left, with the top entry being 'General Motors (GM) Q1 2021 Earnings Call Transcript' dated 05-May-2021. A 'Keyword Matches' section highlights a snippet from the transcript: 'Despite tight inventories, we maintained a clear lead in the full-size SUV market in the U.S. and our full-size pickups are in high demand. In China, our sales are rebounding sharply with the economy, and Cadillac achieved a record first quarter led by its SUV lineup of XT4, XT5 and XT6.' The main content area shows the full transcript for 'General Motors (GM) Q1 2021 Earnings Call Transcript' dated 05-May-2021. The transcript text includes: 'Looking ahead, I think there are many reasons why we are confident. For starters, we have great product momentum. Despite tight inventories, we maintained a clear lead in the full-size SUV market in the U.S. and our full-size pickups are in high demand. In China, our sales are rebounding sharply with the economy, and Cadillac achieved a record first quarter led by its SUV lineup of XT4, XT5 and XT6. In addition, we are executing one of the fastest production launches in our history. Last November, we said we would return full-size production -- pickup production to Oshawa assembly in Canada in early 2022. Because of the team's speed, we are pulling to start of retail production ahead into the fourth quarter of this year. The new timeline and incremental volume will begin to have a meaningful impact next year as we ramp up production. But I'm sharing it with you now as another example of how we are working urgently to achieve key milestones. Let's turn now to our growth strategy, starting with a battery update. We intend to lead on all aspects of battery development and cost reduction, and we are moving quickly on every front. Our vertical integration approach to battery technology, which includes building our own cells, will help us scale quickly and efficiently to deploy new innovative chemistries that boost energy density and reduce costs over time. Ultium batteries are unique in the industry because of their large format pouch style cells that can be stacked vertically or horizontally inside the battery pack. This allows engineers to optimize battery energy storage and layout for each vehicle design. Depending on the vehicle, Ultium enables a GM estimated range of up to 450 miles or more on a full charge with zero to 60 miles per hour acceleration in three seconds. As we've previously said, we realized -- we will realize a 40% battery cost reduction with our first generation Ultium platform compared with today's Chevrolet Bolt EV. And we're already on the road to delivering a 60% cost reduction compared to the Bolt EV with the next generation of



Identify and reach out to key individuals and improve your networking efforts

- See who is associated with successful companies, funds and deals to find professionals with promising track records.
- Look up professionals before a meeting to see their latest deal, investment, round of funding and more.
- Set alerts to get notified whenever one of your contacts is involved with a financing event.
- Find executives with specific experience, like leading a growing startup or navigating a successful IPO—or find top advisors and service providers for specific spaces.
- Validated email addresses for 2.5 million deal professionals, giving you contact details for the best point of contact within a firm.

The screenshot shows a search interface for 'Companies & Deals Search' with 253 companies. The search criteria include: Deal Status: Completed, Deal Type: All Series > Series A, Location: United States > Mid Atlantic, and Industries: Consumer Products and Services (B2C). The interface includes tabs for Overview, Companies, Deals, Investors, Pivot Table, and Charts. Below the tabs are action buttons: View, Edit Columns, Suggestions, Download to Excel, Export to Salesforce, and Public Companies. The table below shows 12 rows of company data with columns for Company Name, Primary Contact P..., Primary Contact Email, Primary Contact Title, and Primary Contact.

#	<input type="checkbox"/>	Company Name	<input type="checkbox"/>	Primary Contact P...	<input type="checkbox"/>	Primary Contact Email	<input type="checkbox"/>	Primary Contact Title	<input type="checkbox"/>	Primary Contact	<input type="checkbox"/>
1	<input type="checkbox"/>	EasyKnock	<input checked="" type="checkbox"/>	+1 (646) 375-2330	<input type="checkbox"/>	jarred@easyknock.com	<input type="checkbox"/>	Co-Founder & Chief Executiv...	<input type="checkbox"/>	Jarred Kessler	<input type="checkbox"/>
2	<input type="checkbox"/>	Park & Diamond	<input checked="" type="checkbox"/>	+1 (856) 745-0815	<input type="checkbox"/>	jordan.klein@park-and-diam...	<input type="checkbox"/>	Co-Founder, Chief Executive ...	<input type="checkbox"/>	Jordan Klein	<input type="checkbox"/>
3	<input type="checkbox"/>	Pond5	<input checked="" type="checkbox"/>	+1 (646) 233-2155	<input type="checkbox"/>	tomcrary@pond5.com	<input type="checkbox"/>	Chief Financial Officer	<input type="checkbox"/>	Thomas Crary	<input type="checkbox"/>
4	<input type="checkbox"/>	Museum of Ice Cream	<input checked="" type="checkbox"/>	+1 (617) 937-2300	<input type="checkbox"/>		<input type="checkbox"/>	Co-Founder, Board Member ...	<input type="checkbox"/>	Manish Vora	<input type="checkbox"/>
5	<input type="checkbox"/>	Starship (Electronics)	<input checked="" type="checkbox"/>	+44 (0)11 5697 20...	<input type="checkbox"/>	ahti.heinla@starship.xyz	<input type="checkbox"/>	Co-Founder, Chief Technolog...	<input type="checkbox"/>	Ahti Heinla	<input type="checkbox"/>
6	<input type="checkbox"/>	Venn (Software)	<input checked="" type="checkbox"/>		<input type="checkbox"/>	or@venn.city	<input type="checkbox"/>	Co-Founder & Chief Executiv...	<input type="checkbox"/>	Or Bokobza	<input type="checkbox"/>
7	<input type="checkbox"/>	Olivela	<input checked="" type="checkbox"/>	+1 (917) 843-3426	<input type="checkbox"/>	stacey@olivela.com	<input type="checkbox"/>	Founder, Board Member, Chi...	<input type="checkbox"/>	Stacey Boyd	<input type="checkbox"/>
8	<input type="checkbox"/>	By Chloe	<input checked="" type="checkbox"/>	+1 (212) 290-8000	<input type="checkbox"/>	samantha@eatbychloe.com	<input type="checkbox"/>	Co-Founder & Creative Direc...	<input type="checkbox"/>	Samantha Wasser	<input type="checkbox"/>
9	<input type="checkbox"/>	Remine	<input checked="" type="checkbox"/>	+1 (855) 217-0171	<input type="checkbox"/>	leonardo@remine.com	<input type="checkbox"/>	Co-Founder, Chief Executive ...	<input type="checkbox"/>	Leonardo Pareja	<input type="checkbox"/>
10	<input type="checkbox"/>	REZI	<input checked="" type="checkbox"/>	+1 (855) 736-8669	<input type="checkbox"/>	keenan@rentrezi.com	<input type="checkbox"/>	Co-Founder & President	<input type="checkbox"/>	Keenan Williams	<input type="checkbox"/>
11	<input type="checkbox"/>	Revel	<input checked="" type="checkbox"/>	+1 (855) 690-9180	<input type="checkbox"/>	frank.reig@gorevel.com	<input type="checkbox"/>	Co-Founder, Chief Executive ...	<input type="checkbox"/>	Frank Reig	<input type="checkbox"/>
12	<input type="checkbox"/>	DataCamp	<input checked="" type="checkbox"/>	+32 (0)4 952 57 811	<input type="checkbox"/>	jonathan@datacamp.com	<input type="checkbox"/>	Co-Founder, Chief Executive ...	<input type="checkbox"/>	Jonathan Cornelissen	<input type="checkbox"/>



Source deals and get context for discovery calls

- Search for investment or acquisition targets based on the attributes that matter most to you or your client—including pre- and post-money valuations, industry, total capital raised, revenue figures and additional non-financial metrics.
- Easily discover companies that likely need an infusion of equity or debt based on when they last received financing, how many employees they have and more.
- Find acquisition targets with insight into venture capital and private equity portfolios to see when companies are nearing the end of their holding period and are prime acquisition targets.
- Access cap tables including series terms, equity information, authorized shares, liquidation preferences and voting rights.
- Get fund-level data including dry powder figures, fund returns, fund status, underlying investments made by a fund and information on fund teams.

The screenshot displays the PitchBook search interface. At the top, there is a search bar with the text "Search PitchBook...". Below the search bar, the main heading reads "Companies & Deals Search 300 Results". To the right of the heading are buttons for "Save As" and "Search".

Below the heading, there are several filter tabs: "Include Active Positions", "Location: United States > Mid Atlantic", "Search HQ Only", "Only search most recent transaction (Deals)", "Deal Type: All Series > Series A", and "Industries: Consumer Products and Services (B2C)".

The interface is divided into several sections:

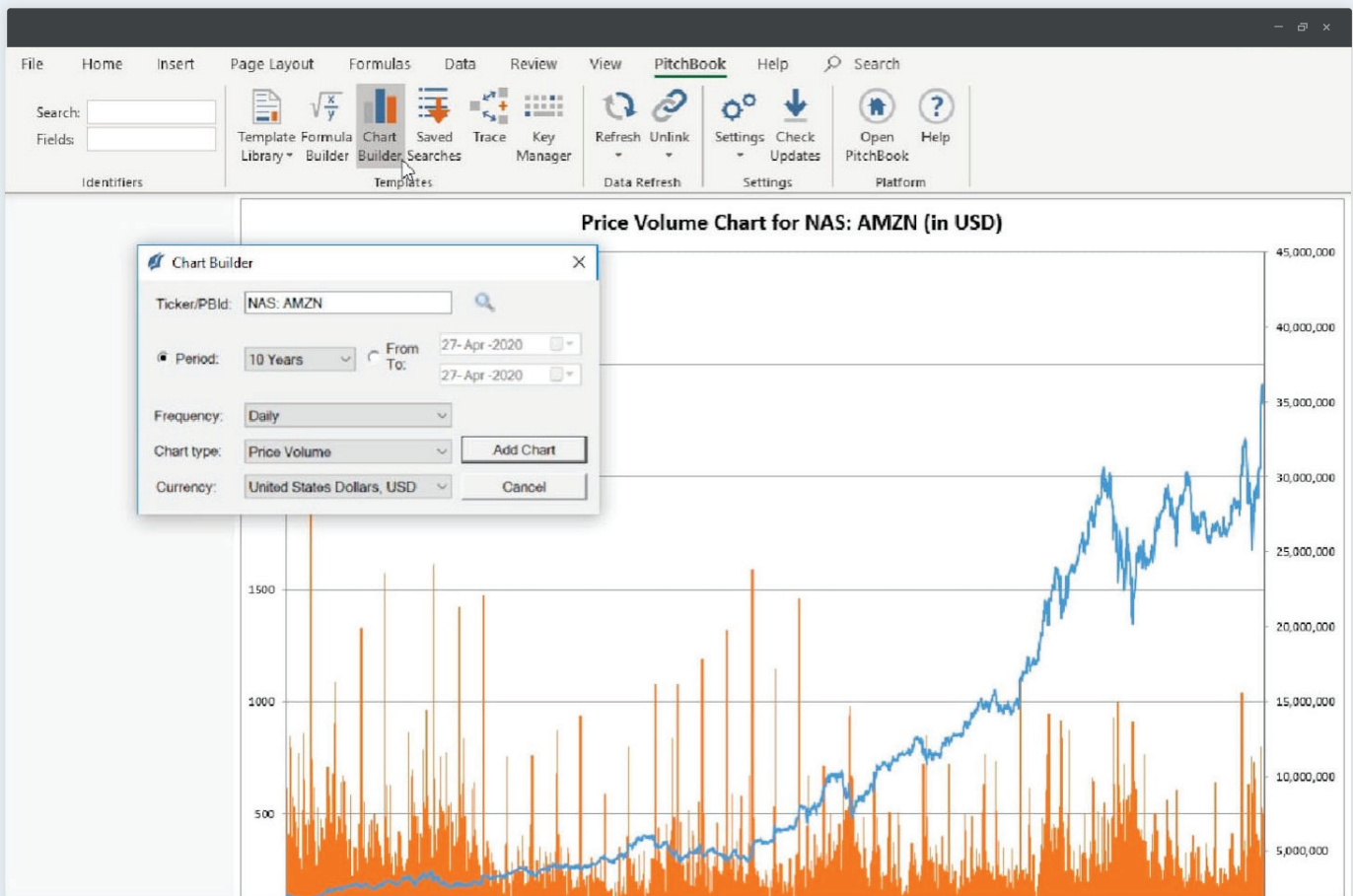
- Key Fields (5):** A list of filters including Deal Criteria (1), Deal Types (1), Company Signals, Debt Characteristics, Exit / Liquidity, Industry (1), Location (2), Investors, Service Providers, Company Status, Financial Data, Other Criteria, Public Comps, and Lists.
- Company Info:** Includes sections for Ownership Status (with checkboxes for Privately Held, In IPO Registration, Publicly Held, Acquired/Merged, and Out of Business), Backing Status (with a dropdown menu), Location (with a dropdown menu), Search HQ Only (with radio buttons for Search Non-HQ Only and Any Office Location), Company Names (with a text input field), and Year Founded (with radio buttons for Custom Dates and Trailing Ranges, and date input fields for From and To).
- Deal Info:** Includes Investors (with a text input field), Deal Types (with a dropdown menu), Deal Size (with Min and Max input fields), and Deal Date (with radio buttons for Custom Dates and Trailing Ranges, and date input fields for From and To).
- Industries, Verticals & Keywords:** Includes a text input field with "Consumer Products and Services (B2C)".

At the bottom of the Deal Info section, there is a checkbox labeled "Only search the most recent transaction" which is checked.



Build, present and pitch with confidence

- Leverage our 30 pre-built Excel templates to build models faster, create custom charts and update shared resources or presentations quickly.
- Access, analyze, compare and present detailed public company financial information—with coverage of more than 1,000 financial data points and 170 calculations—alongside private company data including valuations, purchase price multiples and deal sizes, all in the same workbook.
- Use 120k+ unique market size estimates across 30k+ markets, curate lists based on geography, source or publish date and download presentation-ready visuals.





Data coverage

Private company intelligence

Detailed data on 3+ million of the most important, investable private companies in the world. Including companies of the following types:

- Angel-backed: Companies financed by individuals or non-VC/PE financial investors.
- Accelerator/Incubator-backed: Companies financed by, or enrolled in, an incubator or accelerator.
- Venture-backed: 185k+ companies that have completed at least one seed, early-stage VC, or late-stage VC deal.
- Private equity-backed: 165k+ companies financed by private equity investors.
- Active acquirers: 225k+ strategic acquirers that are actively doing deals.
- Non-backed: Companies with greater than \$1 million in revenue in North America or Europe, or global companies with North American or European investors and \$1 million+ in revenue.

Private company deal data

Our deal data is categorized by an industry-leading taxonomy, so you can complete micro- and macro-level analysis and sourcing more easily.

- The world's largest source of deal multiples and valuations—complete with investor details, series funding and capitalization tables.
- Early stage: 240k+ angel & seed deals involving startups early in their lifecycle.
- Venture capital: 430k+ VC deals for more established startups.
- Private equity: 220k+ PE deals including growth equity, buyouts and mezzanine debt.
- IPOs & PIPEs: 70k+ public debuts and private investments in public equities.
- Buyouts: 115k+ LBOs, management buyout & buy-ins, add-ons, public to privates, corporate divestitures and more.
- M&A: 335k+ transactions covering global mergers & acquisitions activity.



Public company fundamentals and macro datasets

Public company financials	Full financial statements for public companies including balance sheets, fundamentals, cash flow statements, income statements, ratios and more—including calculation transparency, term definitions and methodology.
Consensus estimates	Forward-looking consensus estimates for 19,000 public companies in 100+ countries, with contributions from 800+ analysts across multiple time periods.
Normalized profitability metrics (analyst adjusted)	Adjusted by our analysts to remove non-standard or non-recurring expenses, our profitability metrics (including EPS, EBITDA, and net income) make it easier to quickly and accurately gauge operational performance.
Ownership data	Ownership data on public companies reveals top shareholders, portfolio concentration and how holdings have changed over time, making it easier to see which firms control a company. Data available for stocks listed on NASDAQ and NYSE, compiled through 13F forms and Insider reports.
Share classes	See details on different share classes for a specific company including market data, shares outstanding and 13F ownership.
Segment data & operating metrics	See financial details based on geography for 34k+ global public companies as well as by business unit for companies in the United States, Canada and United Kingdom. Quickly see which lines of business or geographies are driving growth and better understand a company's operations.
Filings	Access original documents for a company's filings, including Form 13F, 10K, 8K, 10Q, S, D and others.
Public comps & named competitors	Data and analysis on public comps & named competitors including charts showing trading multiples, financials and percent stock price change.
Financial & valuation summary	See charts and tables representing trends in revenue, operating profit/loss, EBIT/EBITDA, net income and EPS to assess financial performance and growth.
Public capital structure	View debt and equity breakdowns for public companies that include waterfall charts, cost of capital (including WACC), debt types, solvency ratios and dilutive equities
Macro interest rates & economic data	Track broader economic data including GDP and interest rates (such as LIBOR, SOFR, or treasury rates) using our Excel plugin.



Research experience

Morningstar equity research & DCF models	Get independent, unbiased insight into the public markets with detailed Morningstar equity research reports for 1,500+ companies—so you can evaluate investment potential, moats and competitive differentiators. Plus, see discounted cash flow models to get a sense of a company’s potential future prospects.
Real-time research (entitlements)	Access equity research from your existing entitlement relationships directly in PitchBook— compatible with over 300 research providers.
Quarterly earnings call transcripts	Search or read through earnings call transcripts for public companies to get executive insights on performance and strategy, including the ability to search multiple companies at a time.

Newly added tools

Excel Plugin for Macs and Office 365	Bring our global VC, PE and M&A data into your existing Excel workflow using the PitchBook Excel Plugin for Mac or Office 365.
Research Center	Our Research Center combines PitchBook’s own extensive VC, PE and M&A research with Morningstar’s thematic and company-specific equity research to provide a holistic view of the private and public markets. Easy-to-use filtering helps you sift through more than 220,000 reports and identify them by date, industry, ticker, analyst and more.
Guided buyers list	An intuitive tool that can help you find potential buyers based on company criteria and investor details, complete with access to comparable transactions.
Calculation transparency and drill down auditability	Quickly audit methodology or check calculations for data points in the platform or when using the PitchBook Excel Plugin.
Advanced searching/screening	Leverage granular search criteria to sort through data and generate a tailored list of the companies, deals, investors or individuals that you’re looking for.
Charting	Easily transform data points into actionable insights with the help of our intuitive data visualization tools and machine learning algorithms.
Built-in pivot tables	Filter data and search results faster using built-in pivot tables.
Collaborative Workspaces	Share, organize and customize data and insights curated by PitchBook analysts, plus create centralized hubs for sharing project-relevant files and reports.
Saved searches & lists	Set alerts and notifications for individual companies, or save and share your own tailored lists.



Your success is our success

Customer success

As a client, you get a dedicated customer success manager who understands your business and the goals you want to achieve. They're your go-to contact at PitchBook. Call on our team for Excel Plugin model conversions, presentation-ready slides, custom reports and more.

Live chat

Need answers ASAP? Use our live chat feature to connect directly from PitchBook Desktop. A member of our customer success team will be there to help.

Personalized onboarding

To get you started, we'll guide you through an onboarding process that's tailored to your needs.

Unlimited training

We provide one-on-one training whenever you need it—whether you're new to PitchBook or just need a refresher.

PitchBook Institutional Research Group

Our clients have direct access to PitchBook's Institutional Research Group—including our Emerging Technology Research team and our analysts in London who are dedicated to the European market.

Enjoy the option to access our analysts directly via phone and email or for in-depth presentations, on-site visits, ad-hoc research, and data support where applicable.

Want to learn more?

Request a free trial today.
pitchbook.com/free-trial