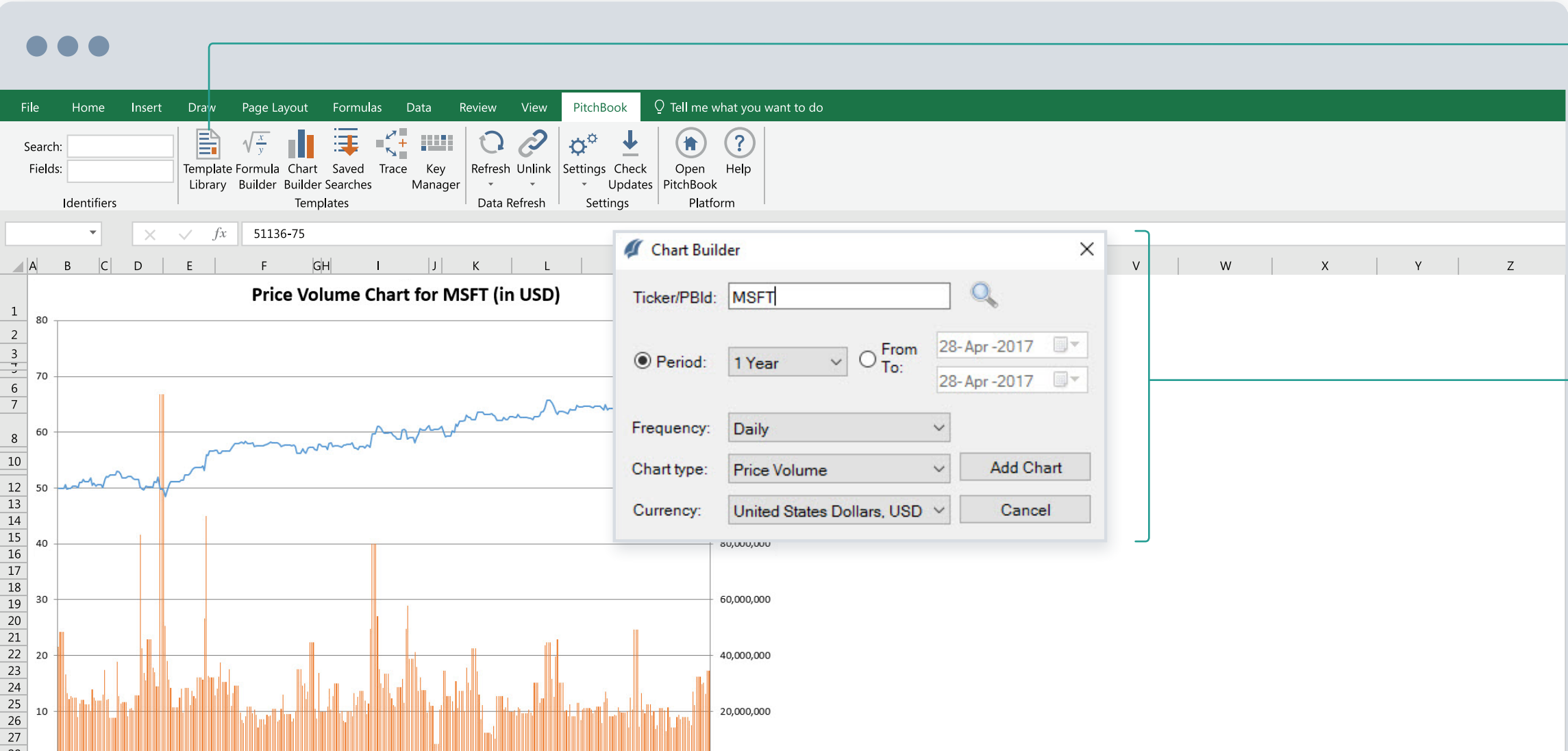




PitchBook Excel Plugin

Take your analysis to the next level. Bring PitchBook’s global VC, PE and M&A data into your existing Excel workflow and access public company fundamentals, indexes and forward-looking consensus estimates to enhance your valuation models and conduct deeper due diligence.

Build models faster | Create custom charts | Find the data you need | Save time



Build models faster
Use our pre-built templates to automatically create company and investor tear sheets, comparables and valuations. Our templates are easy to manipulate, so you can evaluate all potential outcomes.

Create custom charts
Instantly visualize the big picture. Create charts with a company’s financial summary, stock price history and price volume. Then customize the frequency, currency and time period.



FileHomeInsertDrawPage LayoutFormulasDataReviewViewPitchBookTell me what you want to do

Search:

Fields:

Identifiers

Template Library

Formula Builder

Chart Builder

Saved Searches

Trace Templates

Key Manager

Refresh

Unlink

Settings

Check Updates

Open PitchBook

Help

fx

51136-75

A

B

C

D

E

F

GH

I

J

K

L

M

N

O

P

Q

One Page Private Company Tearsheet

How to use this template:

Select "Company PBId" cell to the right. Then on the PitchBook tab enter the company name in the Search field.

Company PBId:

51777-73

Graph:

Deal Amount

Currency:

United States Dollars, USD

Amounts in:

Slack Technologies

Company Information

Deal Amount

Amounts in Millions

6K

5K

4K

3K

2K

1K

K

15-Oct-10

15-May-11

15-Dec-11

15-Jul-12

15-Feb-13

15-Sep-13

15-Apr-14

15-Nov-14

15-Jun-15

15-Jan-16

8000

7000

6000

5000

4000

3000

2000

1000

0

15-Oct-10

15-Jan-16

General Information

Primary Office:

155 5th Street

6th Floor

San Francisco, CA 94103

United States

Primary Contact:

Stewart Butterfield

Co-Founder, President and Chief Executive Officer

stewart@slack.com

Phone:

+1 (415) 986-2104

Fax:

+1 (877) 233-8023

Email:

info@uber.com

Description:

Developer of a cloud-based collaboration platform designed to provide a centralized location for internal enterprise communications. The company's cloud-based collaboration platform provides an integrative instant messaging system with the ability to share files, search archives and customize notifications, enabling businesses to centralize and integrate all team communication into a single searchable platform.

One Page

People

Relation Ids

Formula Builder

=PBF("identifier","field","TTM","28-Apr-2017","", "USD")

Add Formula

Company Id:

Manual

Ticker/PBId

Cell

Financial Data

Market Data

Entities

Deals

Funds

People

Analytics

As of date

Today

From cell

Date

28-Apr-2017

Period

Period type

Period

TTM

shifted

0

From cell

Report type

Latest available

Fields

From cell

Search field

Scope:

All Fields

Alpha/Beta

Balance Sheet

Cash Flow

Estimates

Cash Flow per Share Consensus High

Cash Flow per Share Consensus Low

Cash Flow per Share Consensus Mean

Cash Flow per Share Consensus Median

Cash Flow per Share Consensus Number of Estimates

Cash Flow per Share Standard Deviation

DPS Consensus High

DPS Consensus Low


Currency

United States Dollars, USD


Show data in

Units

Add Formula

 **Find the data you need**

Our formula builder lets you pick the exact criteria you want and customize models quickly. Plus, comprehensive, granular data on deals, investors and funds means superior analysis.

 **Save time**

Forget data entry. Pull saved PitchBook Desktop searches straight into your spreadsheets to get the data you need—where you need it. With one click, refresh your models with up-to-date numbers.



What our data covers

Whether you want global public or private market data—or both side by side—we have it.

Public company financials

- Balance sheets
- Cash flows
- Income statements
- Market caps
- Multiples
- Ratios
- Stock prices
- Consensus estimates

Private company deals

- Company info
- Financials
- Cap table history
- Lenders
- Investors
- Sellers
- Service providers
- Tranches
- Stock data

Private market data

- Funds
- Dry powder
- Fund benchmarks
- Fund teams
- Fundraising history
- Investments
- Investment preferences
- Locations
- Fund returns
- Fund close history
- LP commitments

Private company analytics

- Deal multiples (EV / EBITDA)
- Cash flow
- Revenue
- Valuation / EBITDA
- Fund multiples (RVPI, DVPI, TVPI)

People

- General information
- Contact information
- Education
- Bio
- Related management positions
- Board memberships
- Prior roles

Indexes

- CAC
- DAX
- FTSE
- Hang Seng
- Morningstar
- NYSE
- Russell
- S&P

Consensus estimates

- **670** contributing firms
- **18,000** companies, **100+** countries
- **20** quarters (5 years) of rolling history
- **12** data points
 - Revenue consensus
 - EBITDA consensus
 - EPS normalized consensus
 - EPS (GAAP) consensus
 - EPS (excl. except & goodwill) consensus
 - EPS LT growth consensus
 - Cash flow per share consensus
 - Free cash flow consensus
 - Dividend per share (DPS) consensus
 - Target price consensus
 - Number of analysts recommendation

Streamline your workflow and strengthen your analysis with our Excel Plugin. Access our comprehensive data directly from Excel to work more efficiently. Then, use pre-built templates, custom charts and formulas to quickly build or edit financial models. Plus, leverage public company data to create superior comps that span the public-to-private continuum.

To learn more, visit pitchbook.com/products/excel-plugin