

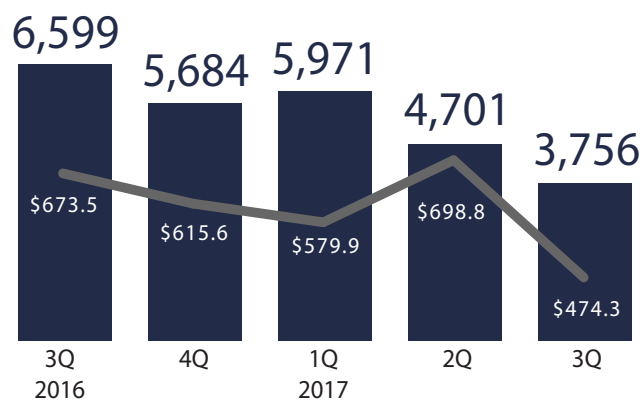
A LOOK AT GLOBAL M&A ACTIVITY IN 3Q 2017

MERGERS & ACQUISITIONS

USING DATA SOURCED FROM THE PITCHBOOK PLATFORM

M&A DEAL VALUE
\$474B IN 3Q 2017

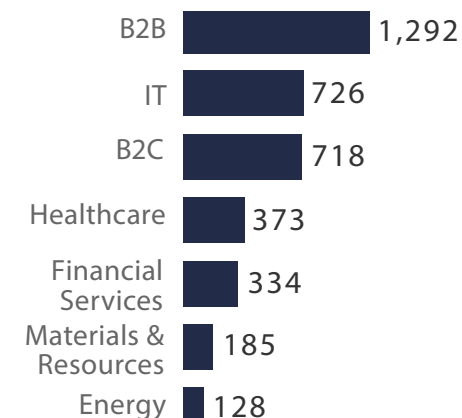
M&A ACTIVITY BY QUARTER



■ DEAL COUNT ■ DEAL VALUE (\$B)

	3Q 2017	2Q 2017
DEAL COUNT	3,756	4,701
DEAL VALUE	\$474.3B	\$698.8B
MEDIAN DEAL SIZE	\$39M	\$42.8M

DEAL COUNT BY INDUSTRY



LARGEST DEALS OF 3Q 2017

Reynolds American

\$49.4B

Baker Hughes

\$32B

Mobileye

\$15.3B

Whole Foods Market

\$13.7B

MOST ACTIVE ACQUIRERS

FINANCIAL

HarbourVest Partners 21

The Carlyle Group 18

AlpInvest Partners 16

EQT 15

Ardian 15

Audax Group 14

STRATEGIC

Seeman Holtz
Property & Casualty 10

Accenture 9

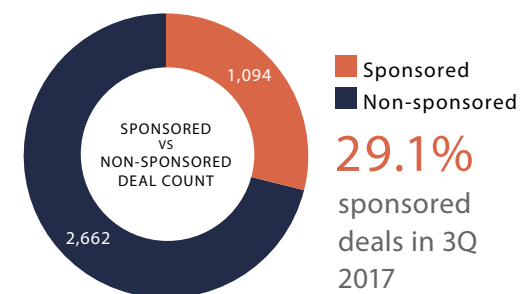
Arthur J. Gallagher &
Co. 6

AFH Financial Group 6

WiseTech Global 6

3Q 2017 GLOBAL BREAKDOWN

North America	Europe	Rest of World
1,897 Deals	1,429 Deals	430 Deals



PitchBook is the financial information provider behind leading dealmakers and advisors.

Get ahead of deals in today's global M&A market.

Start your free trial