

A LOOK AT GLOBAL PE ACTIVITY IN 3Q 2017

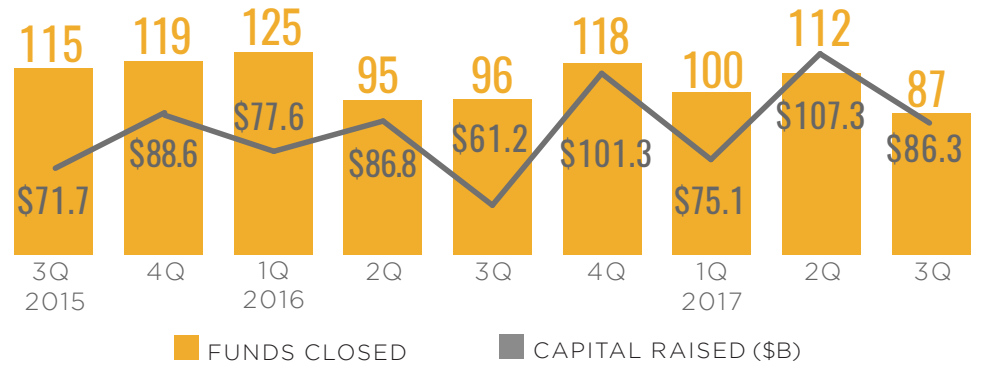
# PRIVATE EQUITY FUNDRAISING

USING DATA SOURCED FROM THE PITCHBOOK PLATFORM

GLOBAL PE FUNDS RAISED  
**\$86.3B** IN 3Q 2017

	3Q 2017	3Q 2016
NUMBER OF FUNDS CLOSED	87	96
CAPITAL RAISED	\$86.3B	\$61.2B
MEDIAN FUND SIZE	\$340M	\$254.2M

FUNDRAISING SINCE 3Q 2015



**17** AVG. MONTHS TO FUND CLOSE

**94.2%** OF FUNDS MET FUNDRAISING TARGET

3Q 2017 GLOBAL BREAKDOWN

Region	Funds
North America	59
Europe	21
Rest of World	7

TOP FUND CLOSINGS 3Q 2017

APOLLO INVESTMENT FUND IX BUYOUT  
**\$24.7B**

BAIN CAPITAL FUND XII BUYOUT  
**\$9.4B**

PARTNERS GROUP DIRECT EQUITY 2016 BUYOUT  
**€6B**

NEW MOUNTAIN PARTNERS V BUYOUT  
**\$6.15B**

HARBOURVEST'S **23** DEALS TOPS IN 3Q 2017

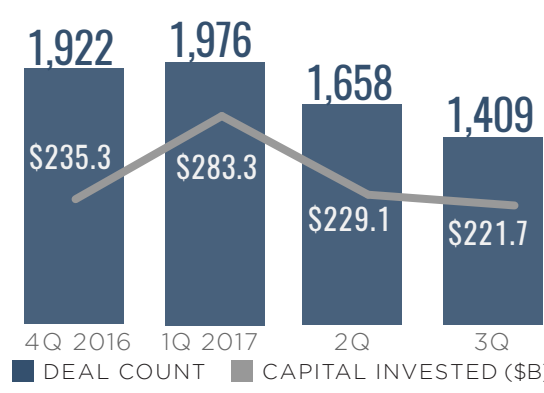
A LOOK AT GLOBAL PE ACTIVITY IN 3Q 2017

# PRIVATE EQUITY DEALS

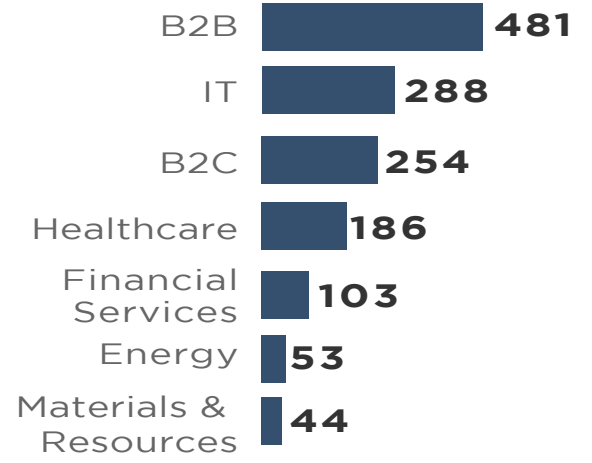
USING DATA SOURCED FROM THE PITCHBOOK PLATFORM

	3Q 2017	3Q 2016
DEAL COUNT	1,409	2,070
CAPITAL INVESTED	\$221.7B	\$313B
MEDIAN DEAL SIZE	\$35M	\$35.5M

DEAL COUNT BY QUARTER



DEAL COUNT BY SECTOR



**1,129** PRIVATE EQUITY INVESTORS WITH A DEAL IN 3Q 2017

**\$196M** MEDIAN PLATFORM BUYOUT DEAL SIZE

3Q 2017 GLOBAL BREAKDOWN

Region	Deals
North America	829
Europe	485
Rest of World	95

TOP PE INVESTORS 3Q 2017 (DEALS)

- HarbourVest Partners **23**
- The Carlyle Group **17**
- KKR **17**
- AlpInvest Partners **16**
- Ardian **16**
- EQT Partners **15**

LARGEST DEALS OF 3Q 2017

AWAS AVIATION  
SECONDARY BUYOUT  
**\$7.5B**

PANERA BREAD  
PUBLIC-TO-PRIVATE  
**\$7.5B**

STAPLES  
PUBLIC-TO-PRIVATE  
**\$6.9B**

STADA  
PUBLIC-TO-PRIVATE  
**€5.4B**

ANNINGTON  
PE GROWTH  
**\$5.2B**

A LOOK AT GLOBAL PE ACTIVITY IN 3Q 2017

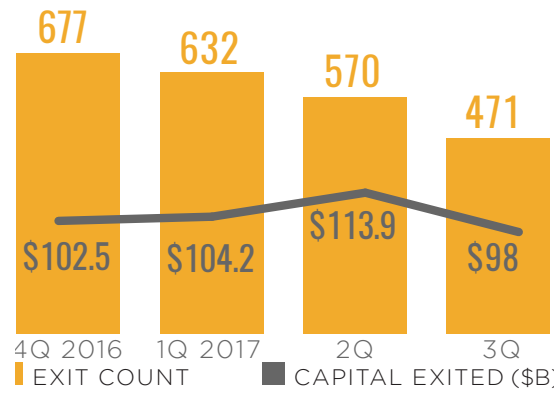
# PRIVATE EQUITY EXITS

USING DATA SOURCED FROM THE PITCHBOOK PLATFORM

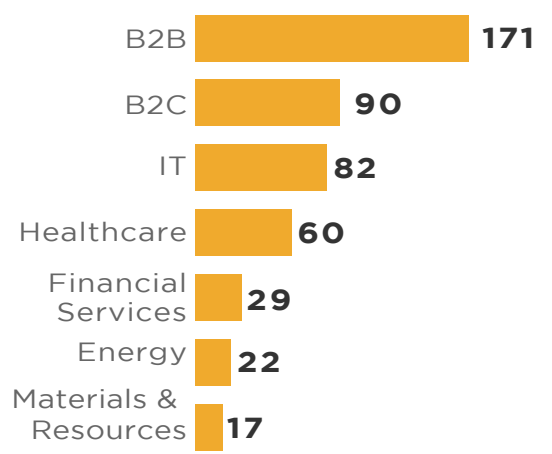
B2B LEADS WAY WITH  
**171** EXITS IN 3Q 2017

	3Q 2017	3Q 2016
EXIT COUNT	471	678
CAPITAL EXITED	\$98B	\$142.3B
MEDIAN EXIT SIZE	\$140M	\$207M

EXIT ACTIVITY BY QUARTER



EXIT COUNT BY SECTOR



**\$43.2B** US CAPITAL EXITED IN 3Q 2017

**215** SECONDARY BUYOUTS IN 3Q 2017

**811** INVESTORS WITH EXITS IN 3Q 2017

3Q 2017 GLOBAL BREAKDOWN

Region	Exits
North America	249
Europe	180
Rest of World	42

TOP PE EXITERS IN 3Q 2017

TPG CAPITAL  
**7**

OAKTREE CAPITAL, WARBURG PINCUS, FRANCISCO PARTNERS, LDC, H.I.G. CAPITAL, CLEARLAKE CAPITAL, BAIN CAPITAL  
**5**

Your hunt for the next big thing starts with the PitchBook Platform.

Start your free trial